


USING THE LEGGINGS ADDON FOR SHEER GREATNESS

1. LOAD UP THE SG PANTYHOSE AND FIT TO GENESIS



2. SELECT THE PANTYHOSE AND UNDER ZEVO\SG LEGGINGS CLICK ON THE APPLY UV SET. THIS CHANGES THE UV TO WHAT THE SET WAS DESIGNED ON.

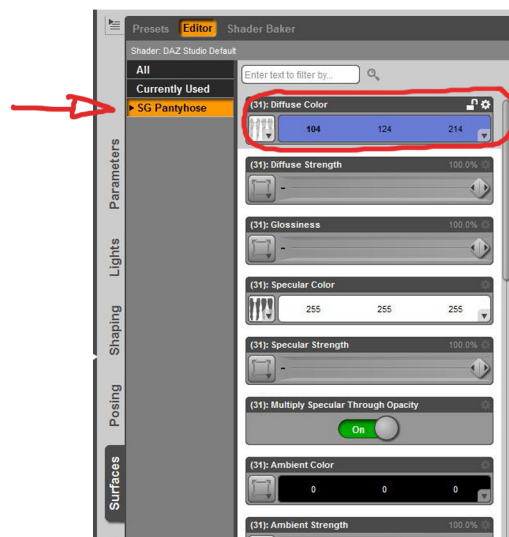
Apply this option before applying your texture choice

3. NOW CLICK ON THE FULL LENGTH ICON UNDER LENGTH TO CROP

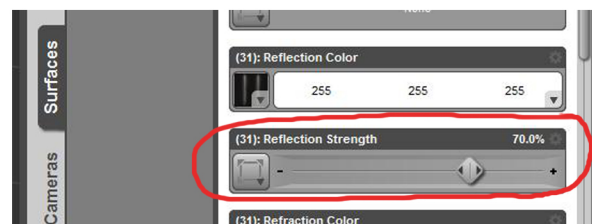


YOU ARE ALL SET. NOW YOU CAN ADD ANY LENGTH AND TEXTURE

TO CHANGE THE COLOUR OF THE FLAT AND GRADIENT BASE MATERIALS, SIMPLY CLICK ON SG PANTYHOSE UNDER THE SURFACE TAB. THIS HIGHLIGHTS ALL GROUPS. NOW SIMPLY CHOOSE THE COLOUR OF CHOICE VIA DIFFUSE COLOUR.



YOU CAN ALSO MANUALLY SET THE AMOUNT OF SHINE BY ADJUSTING THE REFLECTION STRENGTH SLIDER. SOME PRESETS HAVE IT'S OWN STRENGTHS AND WILL CARRY OVER TO THE FLAT\GRADIENT PRESETS. ALWAYS CHECK TO SEE IF THE VALUE IS TO YOUR LIKING.



IF YOU DIAL UP THE HOLE\TEAR PRESET AND WISH TO REMOVE IT, SIMPLY LOAD UP THAT SAME LENGTH UNDER THE LENGTH FOLDER.

ENJOY!!!! AND HAVE FUN:)